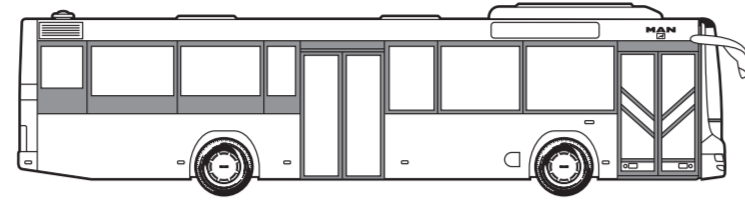


MAN buses and chassis

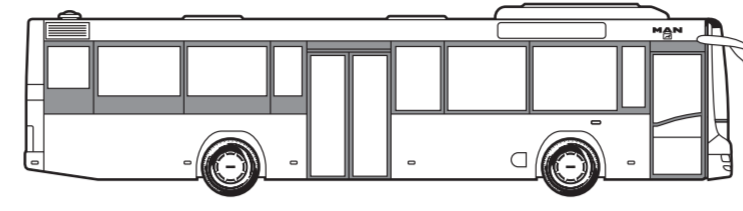
GENERAL OVERVIEW



MAN standard/low-entry buses for city and intercity routes

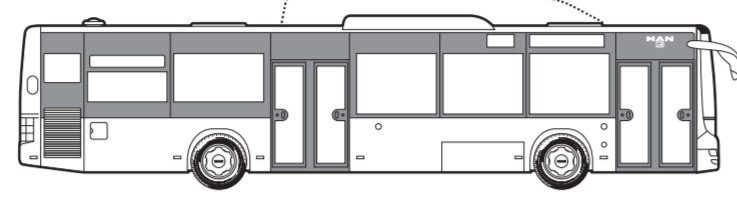


Lion's City LE
Low-entry city bus
Vehicle length: 12 m
Engines: D 2636, 216 kW (290 hp), EEV
Wheelbase: 5,725 mm
Passenger capacity: 37 passenger seats

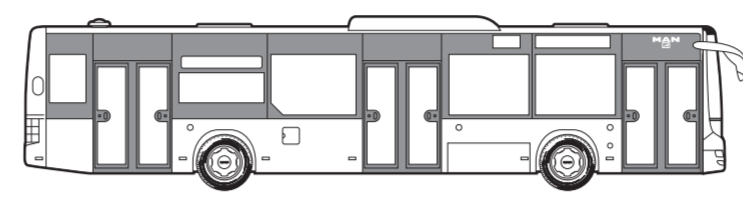


Lion's City LE Ü
Low-entry intercity bus
Vehicle length: 12 m
Engines: D 2636, 216 kW (290 hp), EEV
Wheelbase: 5,725 mm
Passenger capacity: 40 passenger seats

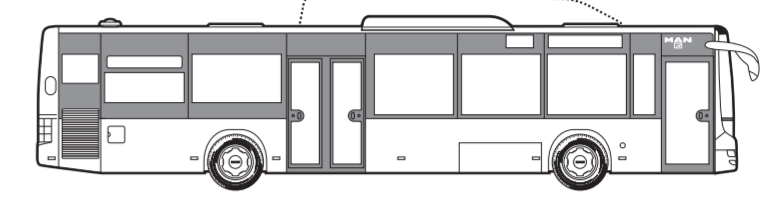
MAN low-floor buses for city and intercity routes



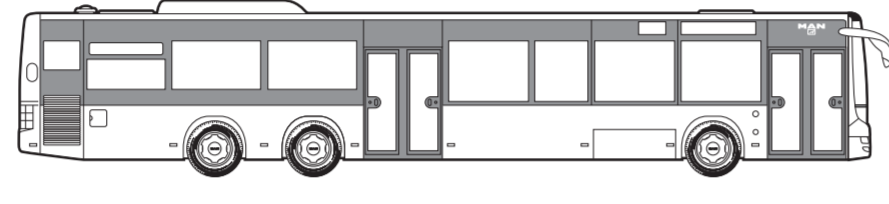
Lion's City (CNG)
Low-floor city bus with horizontal engine
Vehicle length: 12 m
Engines: D 2636, 235/265 kW (320/360 hp), EEV
E 2676, 228 kW (310 hp), CNG (EEV)
Passenger capacity: 36 passenger seats and 58 standing places
2 or 3 doors possible



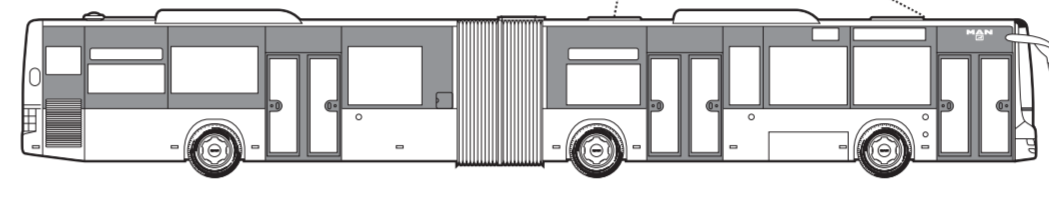
Lion's City
Low-floor city bus with vertical engine
Vehicle length: 12 m
Engines: D 2636, 216 kW (290 hp), EEV
Passenger capacity: 27 passenger seats and 79 standing places
2 or 3 doors possible



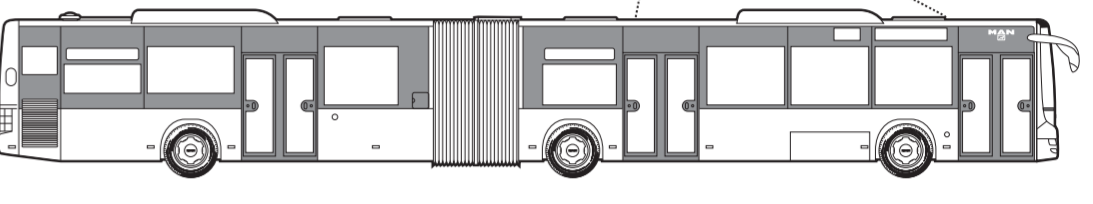
Lion's City Ü (CNG)
Low-floor intercity bus
Vehicle length: 12 m
Engines: D 2636, 235/265 kW (320/360 hp), EEV
E 2676, 228 kW (310 hp), CNG (EEV)
Passenger capacity: 44 passenger seats and 42 standing places



Lion's City C/L
Low-floor city bus
Vehicle length: 13.7 m/14.7 m
Engines: D 2636, 235/265 kW (320/360 hp), EEV
E 2676, 228 kW (310 hp), CNG (EEV)
Passenger capacity: Lion's City C: 42 passenger seats and 66 standing places
Lion's City L: 48 passenger seats and 68 standing places

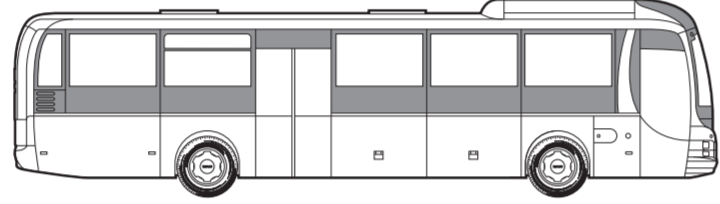


Lion's City G (CNG)
Low-floor articulated bus
Vehicle length: 18 m
Engines: D 2636, 235/265 kW (320/360 hp), EEV
E 2676, 228 kW (310 hp), CNG (EEV)
Passenger capacity: 51 passenger seats and 103 standing places
3 or 4 doors possible

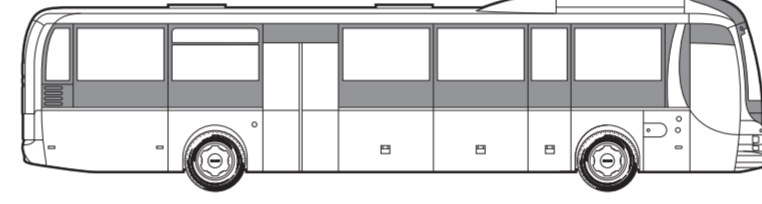


Lion's City GL (CNG)
Low-floor articulated bus
Vehicle length: 18.75 m
Engines: D 2636, 235/265 kW (320/360 hp), EEV
E 2676, 228 kW (310 hp), CNG (EEV)
Passenger capacity: 55 passenger seats and 112 standing places
3 or 4 doors possible

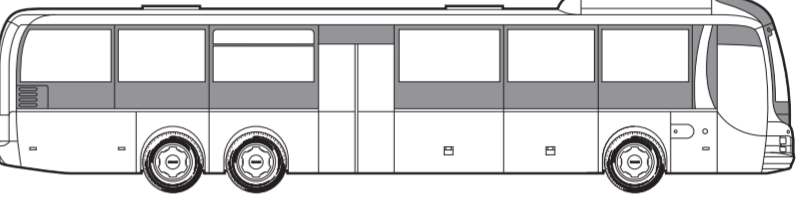
MAN intercity buses



Lion's Regio
Intercity bus with double door at rear optional single door at rear
Vehicle length: 12.25 m
Overall height: 3.40 m
Engines: D 2066 LHM, 235/265/294 kW (320/360/400 hp), E5
D 2066 LHM, 235/265 kW (320/360 hp), EEV
Seats: Up to 55+1 passenger seats, 49 + 1 (with standing platform)
Luggage compartment: approx. 5.6 m³ (without WC)

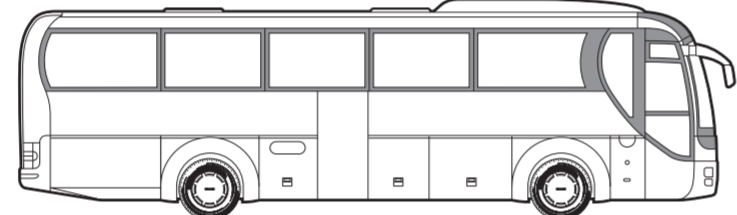


Lion's Regio C
Intercity bus with double door at rear optional single door at rear
Vehicle length: 13.01 m
Overall height: 3.40 m
Engines: D 2066 LHM, 235/265/294 kW (320/360/400 hp), E5
D 2066 LHM, 235/265 kW (320/360 hp), EEV
Seats: Up to 59+1 passenger seats, 53 + 1 (with standing platform)
Luggage compartment: approx. 6.8 m³ (without WC)

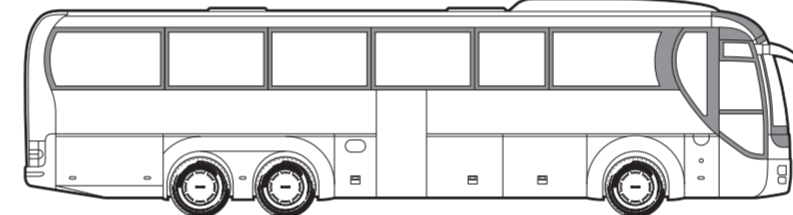


Lion's Regio L
Intercity bus with double door at rear optional single door at rear
Vehicle length: 13.90 m
Overall height: 3.40 m
Engines: D 2066 LHM, 265/294 kW (360/400 hp), E5
D 2066 LHM, 235/265 kW (320/360 hp), EEV
Seats: Up to 63+1 passenger seats, 57 + 1 (with standing platform)
Luggage compartment: approx. 6.3 m³ (without WC)

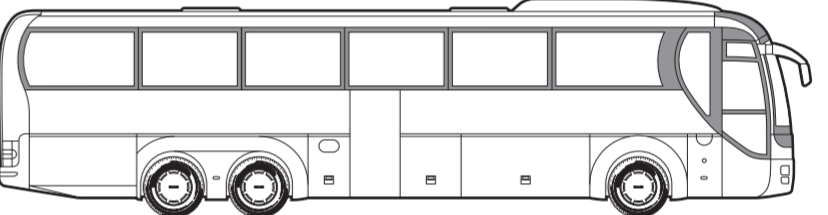
MAN coaches



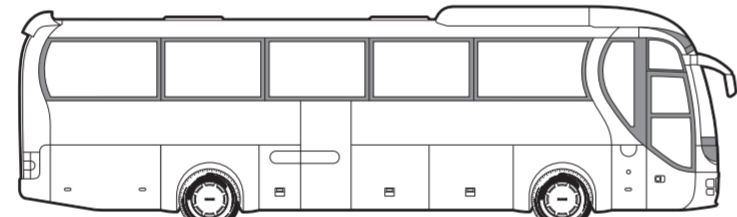
Lion's Coach
Long-distance high-liner
Vehicle length: 12 m
Overall height: 3.812 m
Engines: D 2636 LCH, 294 kW (400 hp), EEV
D 2676 LCH, 324 kW (440 hp), EEV
Luggage compartment: approx. 10 m³
Seats: 44+1+1 passenger seats (4-star)
Up to 51+1+1 passenger seats



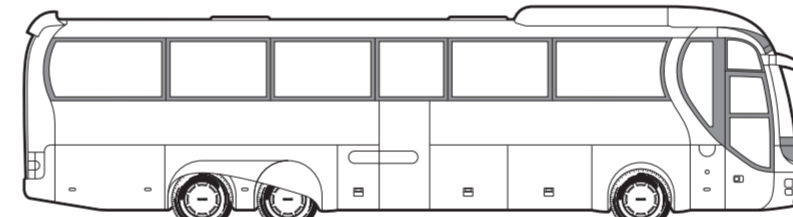
Lion's Coach C
Long-distance high-liner
Vehicle length: 13.26 m
Overall height: 3.812 m
Engines: D 2676 LCH, 324/353 kW (440/480 hp), EEV
Luggage compartment: approx. 10.7 m³
Seats: 55+1+1 passenger seats (3-star)
Up to 57+1+1 passenger seats



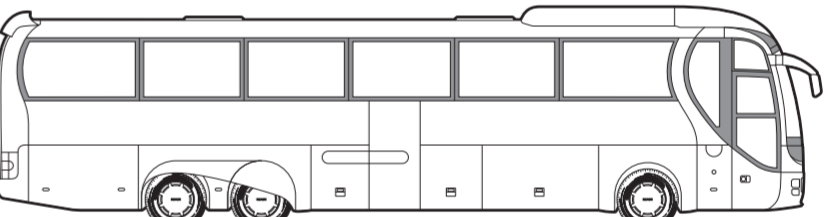
Lion's Coach L
Long-distance high-liner
Vehicle length: 13.8 m
Overall height: 3.812 m
Engines: D 2676 LCH, 324/353 kW (440/480 hp), EEV
Luggage compartment: approx. 11.5 m³
Seats: 57+1+1 passenger seats (3-star)
Up to 59+1+1 passenger seats or 59+1+1 passenger seats



Lion's Coach Supreme
Long-distance high-liner
Vehicle length: 12 m
Overall height: 3.812 m
Engines: D 2636 LCH, 294 kW (400 hp), EEV
D 2676 LCH, 324 kW (440 hp), EEV
Luggage compartment: approx. 10 m³
Seats: 44+1+1 passenger seats (3-star)
Up to 51+1+1 passenger seats



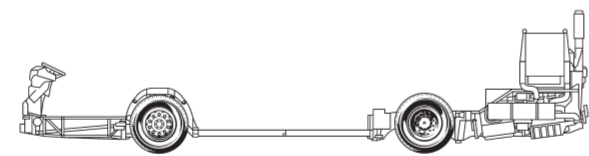
Lion's Coach C Supreme
Long-distance high-liner
Vehicle length: 13.26 m
Overall height: 3.812 m
Engines: D 2676 LCH, 324/353 kW (440/480 hp), EEV
Luggage compartment: approx. 10.7 m³
Seats: 55+1+1 passenger seats (3-star)
Up to 57+1+1 passenger seats



Lion's Coach L Supreme
Long-distance high-liner
Vehicle length: 13.8 m
Overall height: 3.812 m
Engines: D 2676 LCH, 324/353 kW (440/480 hp), EEV
Luggage compartment: approx. 11.5 m³
Seats: 57+1+1 passenger seats (3-star)
Up to 59+1+1 passenger seats

Euro4 engine variants available.

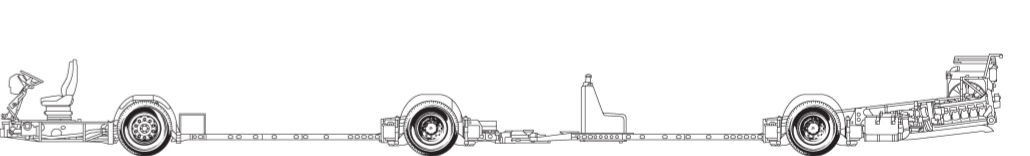
Chassis for city and intercity buses



NM 253/293 F
Floor assembly for low-floor midibus bodies
Vehicle length: 9.7 - 10.4 m
Engines: common-rail diesel engine, Euro5
D 2636 LCH, 294 kW (400 hp), EEV
D 2676 LCH, 324 kW (440 hp), EEV



NL 263/313/323 F
Floor assembly for low-floor city bus bodies
Vehicle length: 12 m
Engines: horizontal common-rail diesel engine, EEV, 206/235 kW (280/320 hp), Euro 5
263 kW (350 hp)
Horizontal CNG engine, EEV, 228 kW (310 hp)
Euro4 engine variants available



NG 313/323/363 F
Floor assembly for low-floor articulated bus bodies
Vehicle length: 18 - 18.75 m
Engines: horizontal common-rail diesel engine, EEV, 235/264 kW (320/360 hp), Euro 5
235 kW (320 hp)
Horizontal CNG engine, EEV, 228 kW (310 hp)
Euro4 engine variants available



14.250/290 HOCL-NL
Chassis for low-entry midibus bodies
Vehicle length: 10 - 12 m
Engines: vertical diesel engine, EEV, 184/216 kW (250/290 hp)
Euro4 engine variant available



18.250/290/310/320 HOCL-NL
Chassis for low-entry city bus bodies
Vehicle length: 12 - 12.8 m
Engines: vertical common-rail diesel engine, EEV, 184/216 kW (250/290 hp)
Horizontal common-rail diesel engine, Euro5, 184/216/235 kW (250/300/320 hp)
Horizontal CNG engine, EEV, 228 kW (310 hp)
Euro3/Euro4 engine variants both available



SL 363 F
Chassis for high-floor city bus bodies
Vehicle length: 12 - 12.8 m
Engines: horizontal common-rail diesel engine, Euro5, 264 kW (360 hp)
Euro4 engine variant available



SÜ 293/323/363 F
Chassis for intercity bus bodies
Vehicle length: 11.5 - 12.8 m
Engines: vertical common-rail diesel engine, Euro5, 216 kW (290 hp)
Horizontal common-rail diesel engine, Euro5, 235/264 kW (320/360 hp)
Euro4 engine variant available

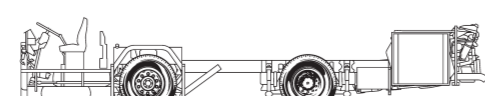
Chassis for coaches




12.250 FOCL
Chassis for midibus bodies
Vehicle length: 7.3 - 8.5 m
Motors/electrics: vertical common-rail diesel engine, Euro5, 184 kW (250 hp)
Euro3 engine variant available



14.290 HOCL
Chassis mid touring coach bodies
Vehicle length: 9.5 - 11 m
Engines: vertical common-rail diesel engine, Euro5, 216 kW (290 hp)
Euro3/Euro4 engine variants both available



18.360/400/440/480 HOCL
Chassis for coach bodies
Fahrzeuglänge: 11.5 - 12.8 m
Engines: vertical common-rail diesel engine, EEV, 263/294/324/353 kW (360/400/440/480 hp)
Euro3/Euro4 engine variants both available



24.440/480 HOCLN
Chassis for 3-axis coach bodies
Vehicle length: 13.7 - 14.6 m
Engines: vertical common-rail diesel engine, EEV, 324/353 kW (440/480 hp)
Euro3/Euro4 engine variants both available